



**azaeyc**

Arizona Association for the  
Education of Young Children



# Developmentally Appropriate Practices (DAP) ECHO

*Presented by the AZ Early Childhood Professional Development  
Collaborative*

**Technical assistance for spending classroom  
materials budgets**

# Welcome! We are glad you're here.

To receive your PD certificate, type in the chat box:

- Your first and last name
- Your ROLE in your organization
- Your county



*This Project ECHO event is supported by federal coronavirus relief funds awarded to the State of Arizona and allocated by the Arizona House Democratic Caucus to Arizona AEYC as the lead agency.*

*If you have any technology problems, please type a message in the chat box.*



## Agenda

---

- Overview
- The process for purchasing and shipping
- What are developmentally appropriate materials?
- What have other teachers ordered?

# Materials Budget Overview

Each participant of DAP ECHO, including directors, receive a **materials budget of \$150** (*per person*), including tax but not shipping.

1. Must have attended all sessions or completed all make-up training.
2. Can be combined with another colleague or classroom for larger purchases.



# Materials Budget Overview

Your budget can be spent on:


- Developmentally appropriate early learning materials, supplies, and books, for children in your classroom
- Professional resources such as books and publications or a membership to Treasures 4 Teachers



# Materials Budget Overview

Your budget *cannot* be spent on:


- Developmentally inappropriate materials/supplies
- Professional development or training costs
- Anything that is not related to early learning materials for young children or professional resources for staff



# Materials Budget Process

AzAEYC will order your materials on your behalf and ship them to your program address (typically labeled with your name as a participant). Ordering may take 2-3 business days, and shipping depends on the vendor.

We can order from nearly every vendor, but we do have a few suggested options we will share with you.



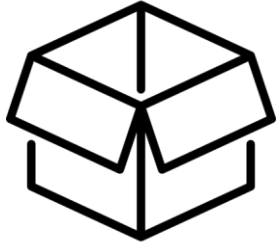
# Materials Budget Process

You will submit the following information through a Google Form that our team will send you. You may have one or multiple submissions based on need (up to \$150 each).

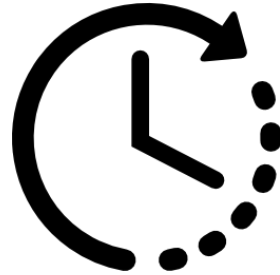
- Your first and last name
- Your program name
- Full names of the materials (be descriptive)
- Vendor name(s)
- Prices per item
- Web address link(s)



# What are Developmentally Appropriate Materials?



Open-ended



Responsive to  
age & stage



Responsive to  
community



Culturally  
responsive to  
children's identities



Spark  
wonder &  
curiosity

# What are Developmentally Appropriate Materials?

Consider, Do the materials...?

- Create a sense of place and belonging?
- Provide flexibility and open-ended possibilities?
- Engage our senses with nature?
- Provoke wonder, curiosity, and intellectual challenge?
- Allow for symbolic representation, literacy, the visual arts?



Photo: Opal School, 2016



Photo: Bucher, 2015



Photo: Opal School, 2016



Photo: Opal School, 2016





Photo: Bucher, 2016 (Child-Parent Centers, Tucson, AZ)

## What have other teachers bought?



Kodo Kids Discovery  
Ramps single set - \$140

Kodo Kids wooden balls  
set of 10 - \$15

Kodo Kids fabric bag  
holders - \$20

## What have other teachers bought?

Kodo Kids transparent  
rainbow pebbles x 36 - \$23

Kodo Kids Jurassic sand -  
\$50

Kodo Kids Jurassic sand  
sifters and scoops - \$33





# What have other teachers bought?



Blick watercolor markers  
classroom pack - \$65

Strathmore watercolor  
painting paper - \$8 per pad

Blick liquid watercolor set  
of 10 - \$45



# What have other teachers bought?



Megagon Magnet tiles 182  
piece - \$109



LEGO Classic Creative  
Suitcases set of 4 - \$129

Amaco Stonex White Clay  
- 5 lb and clay hammers -  
\$75

# Tips for selecting your materials

1. Reflect on what the children enjoy doing (e.g., building, painting, dramatic play). Select materials that support their interests.
2. Consider materials that you don't already have or may be unable to get through your program or Quality First that can enhance your existing set of materials.
3. If there's something beyond your budget that could benefit multiple teachers at your site, collaborate together to combine your funds!


# Preferred vendors - materials



**BLICK**<sup>®</sup>  
art materials



# Preferred vendors - professional resources



# Resources and guidance



(Video - 5 mins.) Managing the  
Classroom: Materials to Support  
Learning

<https://eclkc.ohs.acf.hhs.gov/video/materials-support-learning>

# Resources and guidance



What Will We Make? Using  
Process Art to Spark  
Preschoolers' Development by  
Loretta Fernando-Smith

<https://www.naeyc.org/resources/pubs/tyc/winter2023/what-will-we-make>

## Toys, Materials, Games




NAEYC Topics: Toys, Materials, and Games

<https://www.naeyc.org/resources/topics/toys-materials-games>



# Resources and guidance



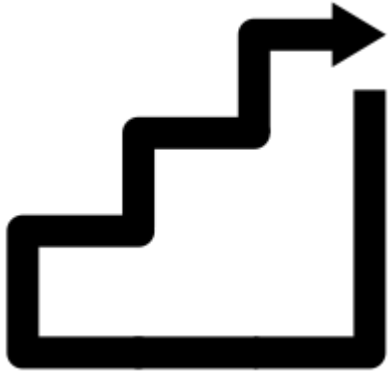
*Designs for Living and Learning* by Deb Curtis and Margie Carter

<https://www.redleafpress.org/Designs-for-Living-and-Learning-Second-Edition-Transforming-Early-Childhood-Environments-P2342.aspx>


## Next steps

We will send participants the link to the materials form. Submit your materials request by **Friday, December 1, 2023.**

*The link is the same for every material submission, and you can add multiple materials in one form request.*



## Next steps



You can attend the technical assistance meetings before/after each of the upcoming DAP ECHO sessions to run your ideas by others and create a plan for your materials.

Individualized technical assistance is also available through email at [ebucher@azaeyc.org](mailto:ebucher@azaeyc.org).

## Next steps



Question and  
Answer session