

Presentation Slide Deck Information

This presentation is for reference and note-taking purposes for participants of the DAP ECHO Series #2 in Spring 2023.

These slides and content should not be distributed, copied, or shared without permission. For more information or to request permission to copy or distribute, please email info@azaeyc.org.



azaeyc

Arizona Association for the
Education of Young Children



Developmentally Appropriate Practices (DAP) ECHO (*Series #2*)

Presented by the AZ Early Childhood Professional Development
Collaborative

Welcome! Please mute your microphone,
turn on your video if you'd prefer, remove any
distractions. **We will start soon!**



Welcome! We are glad you're here.

Please type this information into the CHAT box:

- Your first and last name
- Your ROLE in your organization
- Your county



This Project ECHO event is supported by federal coronavirus relief funds awarded to the State of Arizona and allocated by the Arizona House Democratic Caucus to Arizona AEYC as the lead agency.

If you have any technology problems, please type a message in the chat box.



Confidentiality and Participation

- Please be careful **not** to share any **personal identifying information** with the group.
- We encourage you to turn your video on, especially during small groups.
- Volunteer to present your homework case at least once.
- We are not recording these sessions.





3 minutes



Agenda


- Homework presentations
- Small/large group discussions
- Didactic presentation
- Small group discussions/planning
- Large group reflections
- Homework review
- Wrap up and session evaluation



Announcements

We encourage you to volunteer as a homework case presenter.

It's a great way to share your insight and reflections! You will fill out a form with a few questions about what went well and what was a challenge with your homework. You'll also hear ideas from your colleagues and the hub team.





Homework Presentations

1. Read the NAEYC DAP position statement (specifically pages 1-28). Highlight or write down any important points that stood out to you. Be prepared to share why.

For reference only.
Not for distribution.



Homework Presentations

2. Reflect on and identify 2-3 artifacts/items that represent, “What is my community context?”

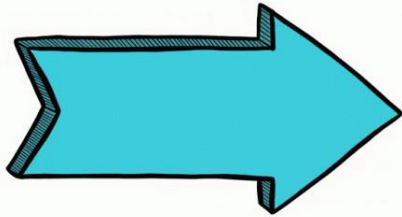
Consider, what do you see, smell, or hear when you go outside your program door?

Collect and bring 2-3 artifacts/items (or 2-3 photos) with you.

Be prepared to discuss more about those artifacts and how they reflect your community, program, children and families.



Small Group Reflections

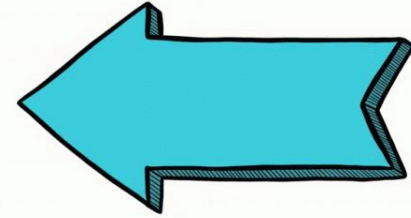


10 minutes

- What items did you bring?
- Why did you select those items?
- How do they represent your “context” (e.g., your program, children and families, and/or community)?

Large Group Discussion

8 minutes



- We'll ask a few people to share your artifacts with the group!
- Type ideas/reflections in the CHAT or raise your hand to share
- Group and hub team discuss



Community Agreements

1. Be present as fully as possible (Center for Courage & Renewal, 2021)
2. Speak from the “I”
3. Speak your truth in ways that respect other people’s truth
(Center for Courage & Renewal, 2021)
4. Take risks and act with humility
5. Suspend judgment in order to remain open and curious
6. “We will find and work from our ‘growing edge’” (Jordan & Madison, 2021)
7. Be accountable for impact



Defining Commonality, Individuality, and Context: The 3 Core Considerations of DAP

Session #2 | February 2, 2023
Didactic Presenter: Dr. Eric Bucher
with contributions from Dr.
Evandra Catherine

NAEYC DAP definition (p. 5)

“The methods that promote each child’s optimal development and learning through a **strengths-based, play-based approach to joyful, engaged learning.**”

“To be developmentally appropriate, practices must also be culturally, linguistically, and ability appropriate for each child.”



COMMONALITY (p. 6)

Current research and understanding of processes of child development and learning that apply to all children, including the understanding that all development and learning occur within specific social, cultural, linguistic, and historical contexts.

COMMONALITY





INDIVIDUALITY (p. 7)

The characteristics and experiences unique to each child, within the context of their family and community, that have implications for how best to support their development and learning.



I really wish I just
had that coat

CONTEXT (p. 7)

Everything discernible about the social and cultural contexts for each child, each educator, and the program as a whole.

Eric's note: what situates us, and what we're situated within (relationships, connections, values)

Context

Children's experiences vary by their social identities with different and intersecting impacts on their development and learning.

- Race or ethnicity
- Language
- Gender
- Economic status
- Ability and disability (children with special rights)
- Family composition and values





Questions/Reflections

In the chat box, please share...

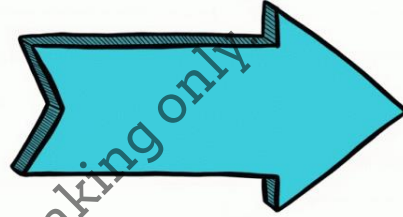
What are you thinking about commonality, individuality, and context? What is most important to remember?

Challenge: As you engage in your daily routine between now and next session, make a note of how you are currently using the 3 core considerations.

(These will be represented in your homework photos for next session!)



Small Group Reflections



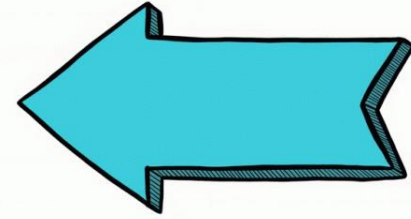
10 minutes

In your small group...

- Groups are organized as they were last session.
- Reflect on the content we discussed in this session.
 - What are you thinking about developmentally appropriate practices now?
 - What captured your attention and your heart?
 - What questions or challenges came up?
- Record your notes on JamBoard.

Small Group Reflections

8 minutes



- What are you thinking now about commonality, individuality, or context? Has your thinking changed or been reinforced? Why?
- Group and hub team discuss



3 minutes

Homework

1. Bring 2-3 photos of children that represent joyful learning among a small group of children. *Pay particularly close attention to capture the materials the children were using. Reflect on the 3 core considerations in your photo selection.*

For reference & meeting only.
Not for distribution.



Homework Examples





ECHO Post Session Surveys

- All Participants are invited to complete surveys at end of each session.
- Your participation in completing the post-session surveys is voluntary and anonymous.
- The results will be used for program improvement. Aggregated survey results may be used for publication, reports, and dissemination of program outcomes.
- A link to the survey will be put in the chat box at the end of each session (7 total) and emailed the next day

Wrap Up and Evaluation



5 minutes

- Reminder: Volunteer to present a homework case!
Email Karie.
- Please complete the **session evaluation** linked in the CHAT

Thanks for attending! See you on Thursday 2/16!